



Cyngor Castell-nedd Port Talbot  
Neath Port Talbot Council

# Performance Indicators





Neath Port Talbot Council

Appendix 1 - Leisure and Culture – Key Performance Indicators - Quarter 1 ( 1st April - 30th June) - 2021/22



*Print Date: 16-Sep-2021*

## How will we know we are making a difference (01/04/2021 to 30/06/2021)?

PI Title	Actual 19/20	Actual 20/21	Actual 21/22	Target 21/22	Perf. RAG
<b>Organisation</b>					
CP/072 - Number of visits to our theatres	65045.00			0.00	 NA
All theatres have been closed due to Covid 19 - No target set due to Covid-19					
CP/073 - PAM/040 - Percentage of quality Indicators achieved by the Library Service				0.00	 NA
Data reported Q3 - No target set due to Covid-19					
CP/074 - PAM/017 - Number of visits to leisure centres per 1,000 population	1896.30		543.59	0.00	 Green
There has been a fall in visitor numbers to leisure centres per 1,000 population compared to the figures for previous years for quarter 1 due to Covid 19. No target set due to Covid-19					
ELLL - LCL001 - The number of visits to public libraries during the year, per 1,000 population (measured cumulatively over the financial year - quarterly)	1300.86		351.67	1300.00	 Red
Restrictions placed upon public libraries are still impacting on visitor figures. Presently libraries are unable to offer their full range of activities and events. There has been a gradual increase of 5% each month since April. A return to full time opening hours on June 1st has contributed to this.					